


8 kW Power Meter HM8115-2

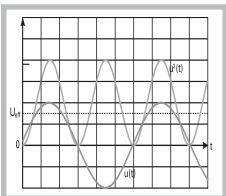
HM8115-2



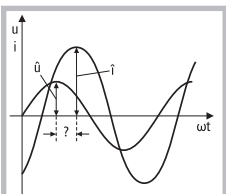
HZ815 Power adapter



RMS value



Active power



- Wide measurement range 1 mW...8 kW
- Voltage range 100 mV...500 V, current range 1 mA...16 A
- Frequency range DC...1 kHz
- Simultaneous voltage, current and power display
- Display of apparent, effective and reactive power
- Power factor display
- Autoranging, simple operation
- Monitor output (BNC) representing the instantaneous active power
- Suitable for measurements on frequency converters
- Software for remote control and data acquisition included
- Galvanically isolated USB/RS-232 Interface, optional IEEE-488

8 kW Power Meter HM8115-2

All data valid at 23 °C after 30 minute warm-up

Voltage		True RMS voltage measurement (AC+DC)	
Ranges:	50 V	150 V	500 V
Resolution:	0.1 V	1 V	1 V
Accuracy:	20 Hz...1 kHz:	± (0.4 % + 5 digit)	
	DC:	± (0.6 % + 5 digit)	
Input impedance:	1 MΩ 100 pF		
Crest factor:	max. 3.5 at full scale		
Input protection:	max. 500 V _p		

Current		True RMS current measurement (AC+DC)	
Ranges:	160 mA	1.6 A	16 A
Resolution:	1 mA	1 mA	10 mA
Accuracy:	20 Hz...1 kHz:	± (0.4 % + 5 digit)	
	DC:	± (0.6 % + 5 digit)	
Crest factor:	max. 4 at full scale		
Input protection:	fuse, FF 16 A 6.3 x 32 mm (superfast)		

Active power measurement	
Ranges:	8 W 24 W 80 W 240 W 800 W 2400 W 8000 W
Resolution:	1 mW 10 mW 10 mW 100 mW 100 mW 1 W 1 W
Accuracy:	20 Hz...1 kHz: ± (0.5 % + 10 digit)
	DC: ± (0.5 % + 10 digit)
Display:	4-digit, 7-segment LED

Reactive power measurement	
Ranges:	8 var 24 var 80 var 240/800 var 2400/8000 var
Resolution:	1 mvar 10 mvar 10 mvar 100 mvar 1 var
Accuracy:	20 Hz...400 Hz: ± (2.5 % + 10 digit + 0.02 x P)
	P = active power
Display:	4-digit, 7-segment LED

Apparent power measurement	
Ranges:	8 VA 24 VA 80 VA 240/800 VA 2400/8000 VA
Resolution:	1 mVA 10 mVA 10 mVA 100 mVA 1 VA
Accuracy:	20 Hz...1 kHz: ± (0.8 % + 5 digit)
Display:	4-digit, 7-segment LED

Power factor measurement	
Display:	0.00...+1.00
Accuracy:	50 Hz...60 Hz: ± (2% + 3 digit) (sine wave)
	voltage and current > 1/10 of full scale

Monitor output (analog)	
Connection:	BNC connector (galvanic isolation to test circuit and RS-232 interface)
Reference potential:	protective earth
Level:	1 V _{AC} at full scale (2400/8000 digit)
Accuracy:	typ. 5%
Output impedance:	approx. 10 kΩ
Bandwidth:	DC...1 kHz
Protected up to:	± 30 V

Functions and displays	
Measurement functions:	voltage, current, power, power factor
Range selection:	automatic/manual
Overrange alarm:	visual and acoustic
Display resolution	
Voltage:	3-digit, 7-segment LED
Current:	4-digit, 7-segment LED
Power:	4-digit, 7-segment LED
Power factor:	3-digit, 7-segment LED

Interface	
Interface:	USB/RS-232 (standard), IEEE-488 (opt.)
Connection RS-232:	D-sub connector (galvanic isolation to test circuit and monitor output)
Protocol:	Xon / Xoff
Data rate:	9600 Baud
Functions:	control/data fetch

Miscellaneous

Safety Class:	Safety Class I (EN 61010)
Power supply:	115/230 V ± 10 %, 50/60 Hz, CAT II
Power consumption:	approx. 15 W at 50 Hz
Operating temperature:	+5°C...+40°C
Storage temperature:	-20°C...+70°C
Max. rel. humidity:	5%...80% (non condensing)
Dimensions (W x H x D):	285 x 75 x 365 mm
Weight:	approx. 4 kg

Accessories supplied: Operator's Manual, power cable, software

Optional accessories:

HZ10S/R Silicone test lead
HZ815 Socket adapter
H0880 IEEE-488 (GPIB) Interface

www.hameg.com